



*For more information or to book your travel, please call*

**(281) 301-5818**

**2299 Lone Star Drive Suite 413**

**Sugar Land, Texas 77479**

**tel - (281) 301-5818**

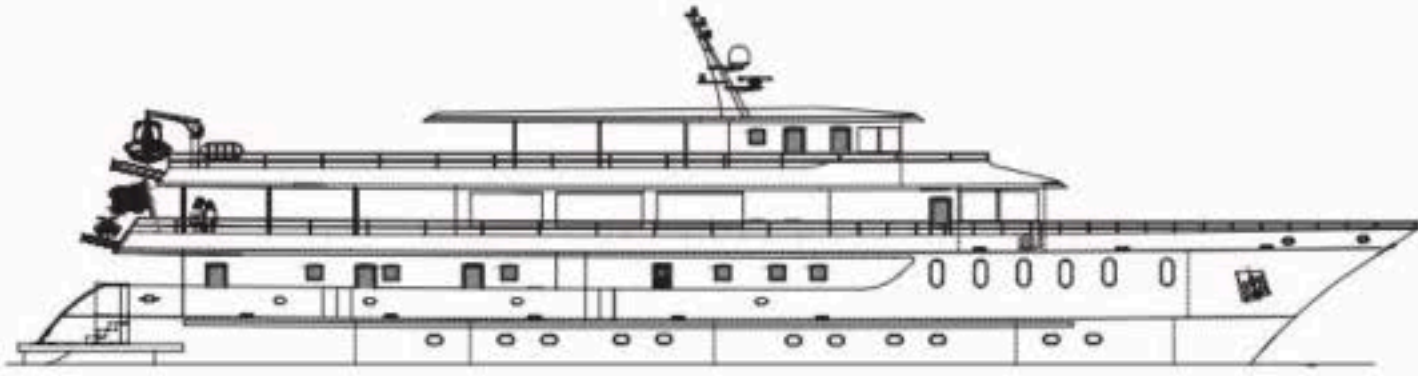
**fax - (888) 391-1298**

**<http://www.premiercustomtravel.com>**

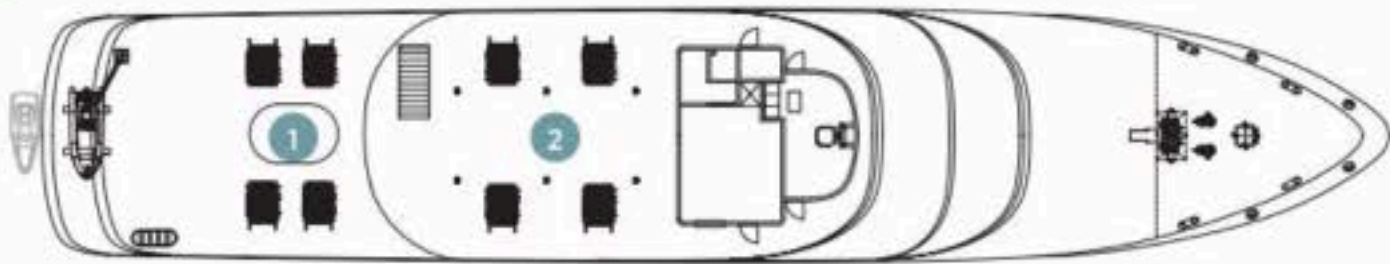
**[info@premiercustomtravel.com](mailto:info@premiercustomtravel.com)**

# Deck plans

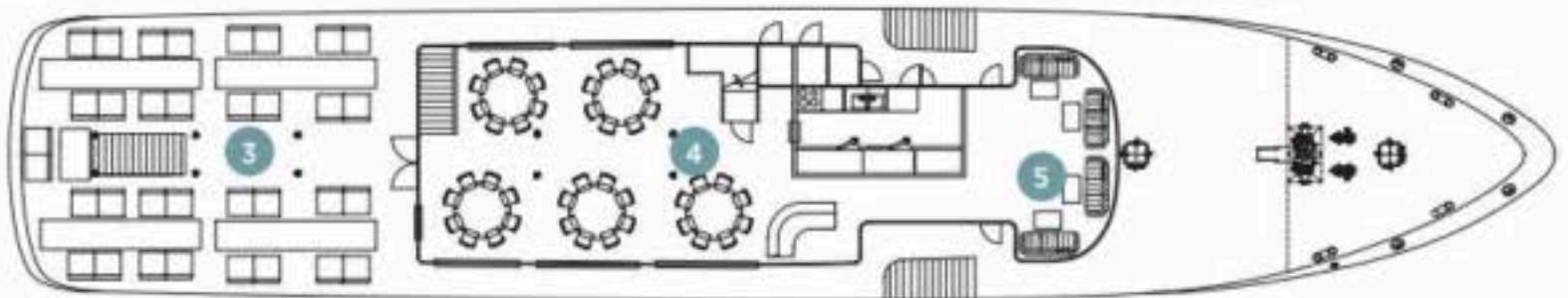
- MS Swallow built: 2019 • MS Lastavica built: 2020 • Length: 160.761ft (49m)
- Guests: 36 • Cabins: 18 • Crew Members: 7



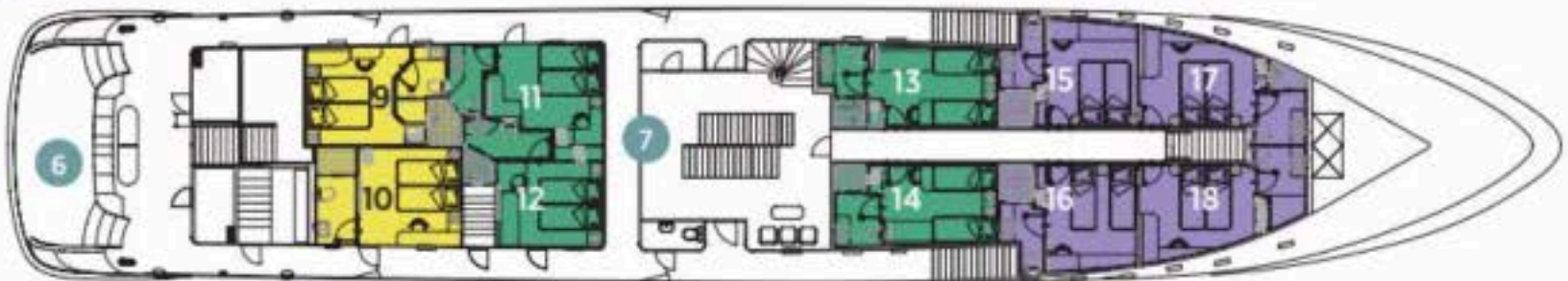
Sun Deck



Upper Deck



Main Deck



Lower Deck



## Cabin Categories

| Cabin Type                                                | Deck              | Size ft <sup>2</sup> (m <sup>2</sup> )             |
|-----------------------------------------------------------|-------------------|----------------------------------------------------|
| <b>CAT A+</b> Twin or double cabin with large porthole    | Main Deck         | 145 ft <sup>2</sup> (13.5m <sup>2</sup> )          |
| <b>CAT A</b> Twin or double cabin with window or porthole | Main & Lower Deck | 124-198 ft <sup>2</sup> (11.5-18.4m <sup>2</sup> ) |
| <b>CAT B</b> Twin or double cabin with porthole           | Main & Lower Deck | 129-150 ft <sup>2</sup> (12-13.9m <sup>2</sup> )   |

- 1 Rooftop Jacuzzi
- 2 Sun Deck with canopy
- 3 Outside Restaurant Terrace
- 4 Inside Restaurant & Bar
- 5 VIP Saloon with 180° Lounge area
- 6 Swim platform
- 7 Lobby/Reception

Please note: The cabin and deck plans, sizes and photographs are an indication only and are subject to variation.